

METRIS[®] 250

Residential Gas Meter

Functionality profile

The METRIS gas meter is uniquely constructed to give utilities the edge they need in an increasingly complex and competitive marketplace. The METRIS offers three versions that provide greater flexibility for your metering needs. The unique modular design of the METRIS offers the advantage of complete customization to fit individual installation needs. In addition, due to inventory and manufacturing enhancements provided by modularity, this invaluable flexibility can also be delivered with unparalleled speed and scheduling dependability. Itron diaphragm meter products are manufactured at Itron's Owenton, KY facility where our workers take pride in delivering quality products with the utmost concern for customer satisfaction.

The METRIS gas meter is designed to increase your customer's satisfaction and reduce your total costs by offering modular flexibility and measurement accuracy for residential applications. The METRIS is rated at a full 250 CFH.

Testing

Itron takes pride in our testing equipment and facilities. All of our calibration instrumentation is NIST traceable. We have an unbroken chain of NIST traceability all the way through each piece of test equipment.

Key features

- > Common measurement module
- > 4-chamber design
- > One piece, seamless, convoluted diaphragm
- > Tamper resistant design
- > Built in pressure taps (RM)
- > Lubrication free bearing surfaces
- > Top entry adjustment
- > EZ-VU Adjustment Port
- > 5/16" nut adjustment mechanism
- > Lightest 250 class meter
- > Easy handling
- > Long life
- > AMR/AMI Compatible

Meets applicable standards

- > ANSI B109.1

Product approvals

- > Industry Canada AG-0393
- > State of New York Department of Public Service 97-G-1488
- > CA Weights & Measures 5398-04
- > Maryland Public Service Commission COMAR 20.55.07.02



METRIS 250:

Standard Retrofit Application

- > 6" center-to-center
- > Light weight
- > Flat base for handling stability



METRIS RM:

Total Measurement Application

- > Integral full performance regulator and meter bar
- > Cost saving design
- > Remove meter from service independent of regulator
- > Three pressure taps for field maintenance



METRIS MB:

Sub-Metering Application

- > Back inlet and outlet connections
- > Tight meter sets
- > 3/4" or 1" connections



Specifications

	METRIS 250	METRIS RM	METRIS MB
Meter Capacity	250 CFH Natural Gas @ .5 inch w.c. Differential 400 CFH Natural Gas @ 1.0 inch w.c. Differential		
Hub Center-to-Center	6"	N/A	N/A
Hub Sizes	#1 Sprague Standard, 10 LT, 20 LT, 30 LT, 1-1/4"		
Inlet Connection	N/A	3/4" or 1" Female NPT	
Meter Type	(TC) Temperature Compensated (NTC) Non-Temperature Compensated		
Units	Imperial (Cubic Feet - ft ³) Metric (Cubic Meters - m ³)		
Index Drive	2 ft ³ /revolution 50 cubic decimeters/revolution		
Proving / Test Dials	ft ³ - 1/2' and 2' Proving Dials m ³ - 10 dm ³ and 50 dm ³ Proving Dials		
Tangent Crank	14 revolutions/ft ³ or .071 ft ³ /revolution .5 revolutions/dm ³ or 2 liters/revolution		
Indexes	4 Circle Dial (ft ³ - Standard Pressure, 14 inches w.c., 2 PSIG) 4 Digit Direct Read (ft ³ - Standard Pressure) 5 Digit Direct Read (ft ³ or m ³ - Standard Pressure) Standard = 7 inches w.c. @ 14.73 PSIA base/ 14.4 PSIA atmospheric		
Meter M.A.O.P.	5 PSIG (10 PSIG optional)		
Regulator M.A.O.P.	N/A	125 PSIG	N/A
Meter Operating Temperature Range	-30°F to +120°F -34°C to +49°C		
Surface Treatment	ASA 49 Gray Polyester Powder Coat		

	Meters per Layer	Layers per Pallet	Meters per Pallet	Pallet Dimensions	Pallet Weight (lbs)
METRIS 250	25	4	100	48" x 46" x 52"	950
METRIS 250 with AMR/AMI	20	4	80	48" x 46" x 52"	800
METRIS RM	16	3	48	48" x 46" x 40"	785

All dimensions and weights provided are approximate



Installation

The METRIS RM offers exactly what the homeowner wants: a clean, simple installation and aesthetics without bulk. The RM solution reduces the number of connections, the amount of piping and the need to manipulate awkward connection points. As a result, the utility's time and work force investment is reduced.

Dimensions

Imperial - Inches

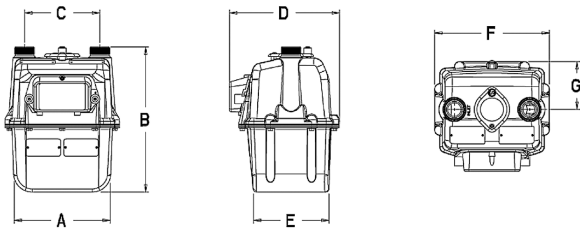
	METRIS 250	METRIS RM	METRIS MB
A	7.7	7.7	7.7
B	11.3	10.0	11.0
C	6.0	2.3	2.3
D	8.8	12.5	12.5
E	6.0	6.0	6.0
F	9.2	12.2	9.2
G	3.8	6.8	6.8
H		5.4	
I		8.5	8.5
J		0.8	0.8
K		2.4	2.4
Wt. (lbs)	9	14.5	13

Metric - Millimeters

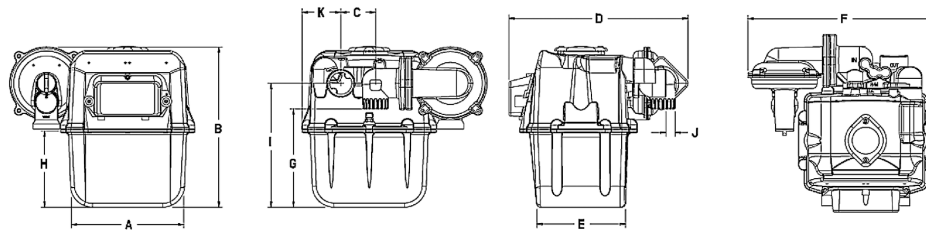
	METRIS 250	METRIS RM	METRIS MB
A	196	196	196
B	288	254	279
C	153	58	58
D	224	318	318
E	152	152	152
F	233	310	233
G	96	173	173
H		137	
I		216	216
J		20	20
K		61	61
Wt. (kg)	4.1	6.6	5.9

All dimensions and weights provided are approximate

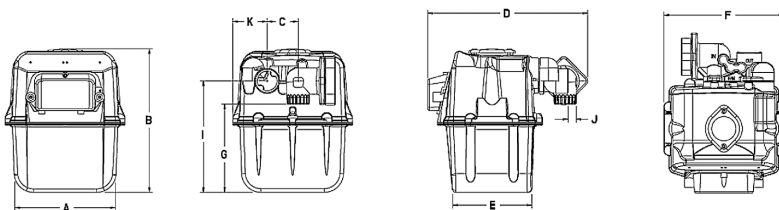
METRIS 250



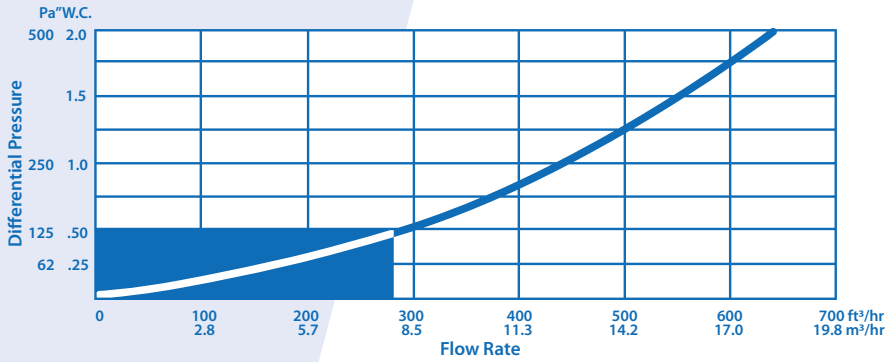
METRIS RM



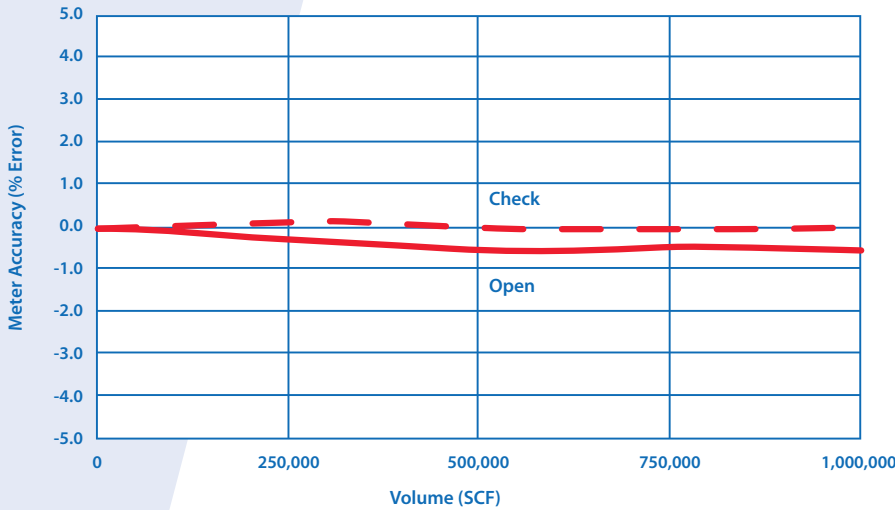
METRIS MB



Capacity & pressure loss*



Accelerated life test*



*Individual meter performance may vary from data shown

Additional Information

- > METRIS Meter Adjustment (TDC-0847-001)
- > Diaphragm Type Gas Meters Installation Instructions (TDC-0841-001)
- > Diaphragm Meter Product Line (TDC-0858-001)

AMR/AMI Compatible

The METRIS 250 is compatible with leading AMR/AMI devices.



METRIS® 250 shown with 100G Gas ERT Module

About Itron Inc.

Itron Inc. is a leading technology provider to the global energy and water industries. Our company is the world's leading provider of intelligent metering, data collection and utility software solutions, with nearly 8,000 utilities worldwide relying on our technology to optimize the delivery and use of energy and water. Our products include electricity, gas, water and heat meters; data collection and communication systems, including automated meter reading (AMR) and advanced metering infrastructure (AMI); meter data management and related software applications; as well as project management, installation, and consulting services. To know more, start here: www.itron.com.



Itron, Inc.
Gas Metering – U.S.
 970 Highway 127 North
 Owenton, Kentucky 40359
 USA
 Phone: 1.800.490.0657
 1.502.484.5747
 fax: 1.502.484.6223

Corporate Headquarters
 2111 North Molter Road
 Liberty Lake, WA 99019
 USA
 Phone: 1.800.635.5461
 Fax: 1.509.891.3355
www.itron.com